

Quantico iSportsman Checkin/Checkout Process and Making a Reservation User Guide

Quantico iSportsman *Checkin* Process

Step 1: At Home Page, click on “**Checkin/Checkout**” button on the top right-hand corner of the page.

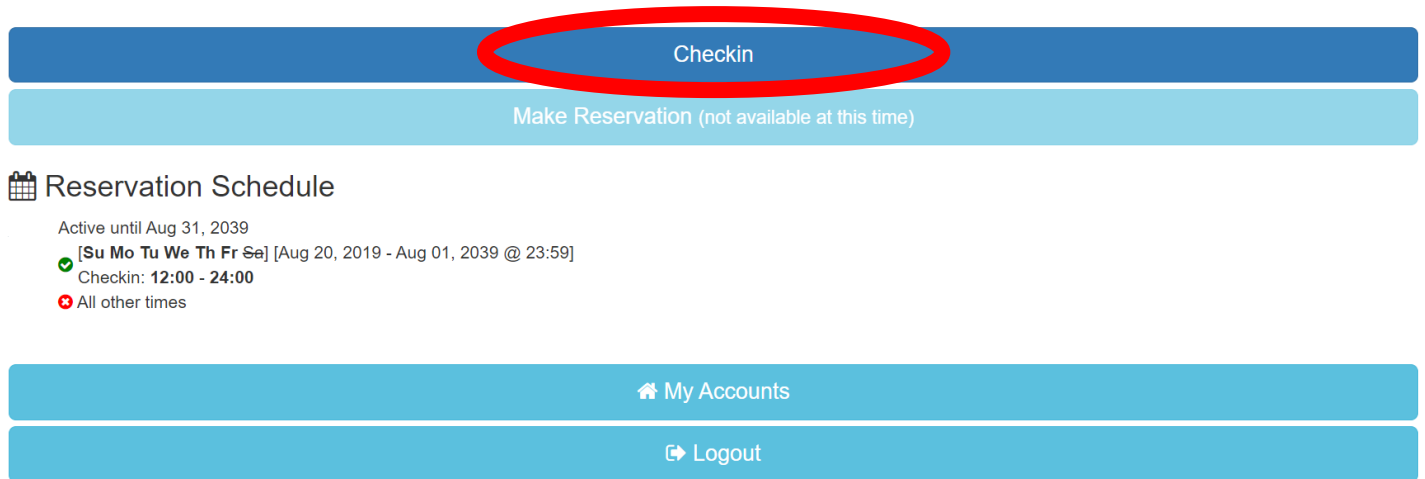
The screenshot shows the user interface of the Quantico iSportsman system. At the top, there is a dark blue navigation bar with links for 'My Account', 'Available Permits', 'My Safety Briefs', 'Surveys', and 'Help'. Below this is an orange breadcrumb trail: 'Monkey Banana / Home / Permits'. The main content area is divided into several sections:

- Safety Briefs:** A white box on the left states 'You have not completed the following safety briefs:' and contains a 'Safety Brief Validation' button.
- Permits:** A white box on the right contains the text 'Click button to view available permits:' and an 'Acquire Permit(s)' button.
- Checkin/Checkout:** A white box on the right contains the text 'Click button to use the web Checkin / Checkout:' and a 'Checkin / Checkout' button, which is circled in red.
- History:** A white box on the left contains the text 'Click button to view your Checkin / Checkout and harvest history:' and a 'History' button.

Below these sections is a 'My Permits' section with a 'Print Permit' button and a table of permits:

Name	Dates
Annual Biking License	Jul 10, 2023 - Jul 08, 2024
Annual Fishing License - Disabled	Jul 10, 2023 - Jul 08, 2024
Conservation Volunteer Permit	Jul 10, 2023 - Jul 08, 2024

Step 2: Select “Checkin” highlighted in dark blue.



Checkin

Make Reservation (not available at this time)

Reservation Schedule

Active until Aug 31, 2039

[Su Mo Tu We Th Fr Sa] [Aug 20, 2019 - Aug 01, 2039 @ 23:59]

✓ Checkin: 12:00 - 24:00

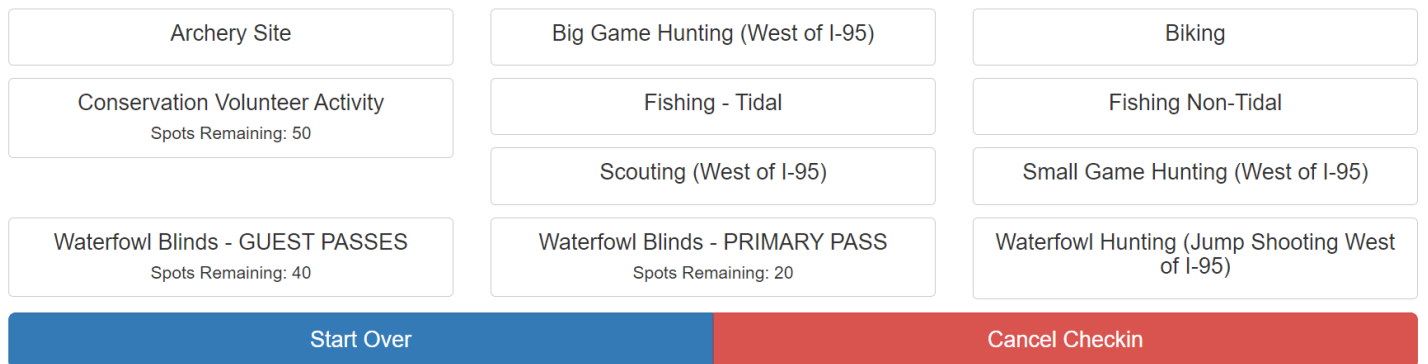
✗ All other times

My Accounts

Logout

Step 3: Select the desired activity.

Select Activity



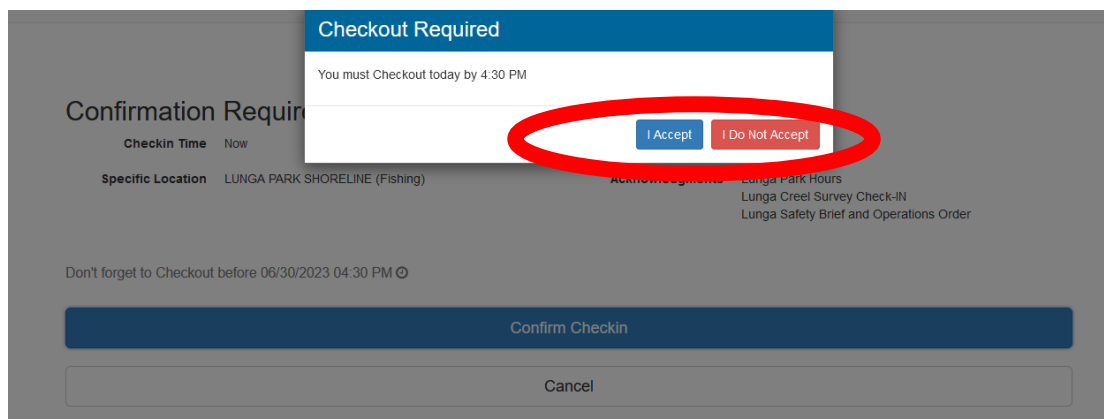
Archery Site	Big Game Hunting (West of I-95)	Biking
Conservation Volunteer Activity Spots Remaining: 50	Fishing - Tidal	Fishing Non-Tidal
Waterfowl Blinds - GUEST PASSES Spots Remaining: 40	Scouting (West of I-95)	Small Game Hunting (West of I-95)
Waterfowl Blinds - PRIMARY PASS Spots Remaining: 20	Waterfowl Hunting (Jump Shooting West of I-95)	

Start Over

Cancel Checkin

Step 4: Select desired area you wish to check into for the day.

Step 5: Accept the Checkout Requirement. Pay attention to checkout time.



Checkout Required

You must Checkout today by 4:30 PM

Confirmation Required

Checkin Time Now

Specific Location LUNGA PARK SHORELINE (Fishing)

ACKNOWLEDGMENTS Lunga Park Hours
Lunga Creel Survey Check-IN
Lunga Safety Brief and Operations Order

Don't forget to Checkout before 06/30/2023 04:30 PM Ⓞ

I Accept I Do Not Accept

Confirm Checkin

Cancel

Step 6: YOU MUST select “**Confirm Checkin**” and receive a **green check mark** to be checked-in.

Confirmation Required

Checkin Time Now

Activity Big Game Hunting (West of I-95)

Specific Location TA 06B

Don't forget to Checkout before 08/24/2023 08:51 PM 🕒

Confirm Checkin

Cancel

Checkin finished

Checkin Time 08/24/2023 11:35 AM

Activity Big Game Hunting (West of I-95)

Specific Location TA 05A

Acknowledgments 5A - LZ Starling parking

Don't forget to Checkout before 08/24/2023 08:51 PM 🕒

Checkin

🏠 My Account

🚪 Logout

****Waterfowl Checkins and Reservations are different from the above Checkin process. Please see “Waterfowl Checkin Guide” on how to Checkin and make Reservations properly****

Quantico iSportsman Checkout Process

Step 1: At Home Page, click “**Checkin/Checkout**” button on top right-hand corner of the page.

The screenshot shows the Monkey Banana iSportsman interface. At the top, there is a dark blue navigation bar with links for 'My Account', 'Available Permits', 'My Safety Briefs', 'Surveys', and 'Help'. Below this is an orange breadcrumb trail: 'Monkey Banana / Home / Permits'. The main content area is divided into several sections:

- Safety Briefs:** A white box on the left states 'You have not completed the following safety briefs:' and contains a 'Safety Brief Validation' button.
- Acquire Permit(s):** A white box on the right contains the text 'Click button to view available permits:' and an 'Acquire Permit(s)' button.
- Checkin / Checkout:** A white box on the right contains the text 'Click button to use the web Checkin / Checkout:' and a 'Checkin / Checkout' button, which is circled in red.
- History:** A white box on the left contains the text 'Click button to view your Checkin / Checkout and harvest history:' and a 'History' button.

Below these sections is a 'My Permits' section with a 'Print Permit' button and a table of permits:

Permit #:	Dates
351896	
Name	Dates
Annual Biking License	Jul 10, 2023 - Jul 08, 2024
Annual Fishing License - Disabled	Jul 10, 2023 - Jul 08, 2024
Conservation Volunteer Permit	Jul 10, 2023 - Jul 08, 2024

Step 2: Select the **red Checkout button**.

a few seconds ago @ 8/24/23 11:20 AM

Activity Conservation Volunteer Activity

Location CONSERVATION VOLUNTEER PROGRAM

Checkout

Make Reservation (not available at this time)

Reservation Schedule

Active until Aug 31, 2039

[Su Mo Tu We Th Fr Sa] [Aug 20, 2019 - Aug 01, 2039 @ 23:59]

✓ Checkin: 12:00 - 24:00

✗ All other times

My Accounts

Logout

Step 3: In the Select Game Harvested portion, first select **“OK”** in the blue box.

Select Game Harvested

Prior to completing checkout, all users must click "OK" to record whether game or fish were harvested or not.

Ok

Start Over Cancel Checkout

Step 4A: If you harvested game, select the type of animal that was harvested or type of participated activity. Complete the harvest form to the best of your ability. Note that some questions are required, and some are not. You do not have to enter “0” for species you did not harvest.

iSportsman Checkin / Checkout

If game or fish were harvested, please select the appropriate game button below or the "Show Other Harvest" button. If none was taken, please select the "No Harvest Checkout" button.

Fish Species	No Fish Caught Checkout
Archery Site Checkout	Biking Checkout
Black Bear	Conservation Volunteer Program Checkout
No Harvest Checkout	No Waterfowl Checkout
Small Game Species	Trapped Species
Turkey	Waterfowl Species
White-tailed Deer	

[Start Over](#) [Cancel Checkout](#)

Please note that if you have harvested *White-tailed Deer*, *Turkey*, and/or *Black Bear* you **MUST** present your game at the Game Check Station for data collection by a staff member. Failure to do so may result in loss of hunting privileges aboard MCBQ.

Step 4B: If you **have not harvested game**, select the appropriate “**No Harvest Checkout**”.

iSportsman Checkin / Checkout

If game or fish were harvested, please select the appropriate game button below or the "Show Other Harvest" button. If none was taken, please select the "No Harvest Checkout" button.

Fish Species	No Fish Caught Checkout
Archery Site Checkout	Biking Checkout
Black Bear	Conservation Volunteer Program Checkout
No Harvest Checkout	No Waterfowl Checkout
Small Game Species	Trapped Species
Turkey	Waterfowl Species
White-tailed Deer	

[Start Over](#) [Cancel Checkout](#)

Step 5: After that, select **“I don’t have any more harvest”** in blue box.

iSportsman Checkin / Checkout

If game or fish were harvested, please select the appropriate game button below or the "Show Other Harvest" button. If none was taken, please select the "No Harvest Checkout" button.

Fish Species	No Fish Caught Checkout
Archery Site Checkout	Biking Checkout
Black Bear	Conservation Volunteer Program Checkout
No Harvest Checkout	No Waterfowl Checkout
Small Game Species	Trapped Species
Turkey	Waterfowl Species
White-tailed Deer	
I don't have any more harvest	
Start Over	Cancel Checkout

Step 6: YOU MUST select **“Confirm Checkout”** and receive a **green check mark** to be checked out.

Confirmation Required

Checkin Time 08/25/2023 07:05 AM
Specific Location GRAY'S RESERVOIR

Activity Fishing Non-Tidal
Game Fish Species
TimeSpent: 0.5

Confirm Checkout
Cancel

Checked out

Check out time: Aug 25, 2023 7:07:00 AM

Checkin
My Account
Logout

****Failure to Checkout before the designated time will result in an automatic 7-day hold placed on your account. The hold will result in the inability to hunt on MCBQ until the 7 days are up****

Making a Reservation

Reservations for the following day are only for hunting and scouting. Reservation availability times are based on your customer category. Active duty and their dependents can make reservations at 1200, retired military and Quantico civilian employees can make reservations at 1215, and all other civilians can make reservations at 1230.

Step 1: At Home Page, click **“Checkin/Checkout”** button on top right-hand corner of the page.

The screenshot shows the Monkey Banana website interface. At the top, there is a dark blue navigation bar with tabs for "My Account", "Available Permits", "My Safety Briefs", "Surveys", and a "Help" icon. Below this is an orange breadcrumb trail: "Monkey Banana / Home / Permits".

The main content area contains several white boxes with blue buttons:

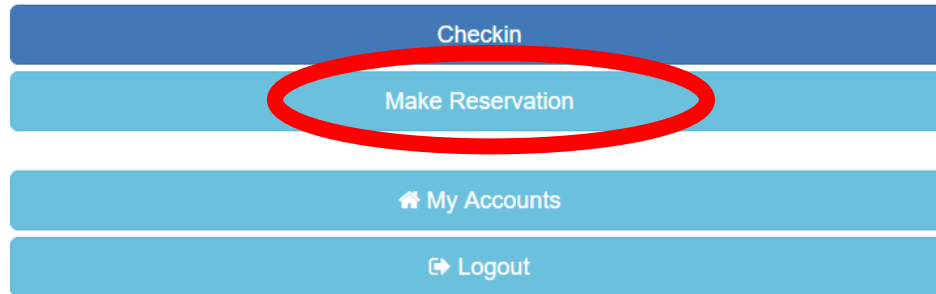
- A box on the left says "You have not completed the following safety briefs:" with a "Safety Brief Validation" button.
- A box on the right says "Click button to view available permits:" with an "Acquire Permit(s)" button.
- A box below that says "Click button to use the web Checkin / Checkout:" with a "Checkin / Checkout" button, which is circled in red.
- A box at the bottom left says "Click button to view your Checkin / Checkout and harvest history:" with a "History" button.

Below the main content area is a section titled "My Permits" containing a table of permit information and a "Print Permit" button.

Name	Dates
Annual Biking License	Jul 10, 2023 - Jul 08, 2024
Annual Fishing License - Disabled	Jul 10, 2023 - Jul 08, 2024
Conservation Volunteer Permit	Jul 10, 2023 - Jul 08, 2024

Step 2: Select “Make Reservation”.

Welcome iSportsman Checkin / Checkout



Step 3: Select your desired activity.

Select Activity

Archery Site	Big Game Hunting (West of I-95)	Biking
Conservation Volunteer Activity Spots Remaining: 50	Fishing - Tidal	Fishing Non-Tidal
Waterfowl Blinds - GUEST PASSES Spots Remaining: 40	Scouting (West of I-95)	Small Game Hunting (West of I-95)
Waterfowl Blinds - PRIMARY PASS Spots Remaining: 20	Waterfowl Hunting (Jump Shooting West of I-95)	

Start Over Cancel Checkin

Step 4: You will now be able to select the desired area you wish to make a reservation for. Training Area availability varies depending on selected activities and military training. Please note that for all hunting on base, each training area has a **max occupancy** which you will be able to view.

Step 5: Review all fields and select “Confirm Reservation”.

Confirmation Required

Reservation Time Now

Activity Big Game Hunting (West of I-95)

Specific Location TA 09C

Confirm Reservation

Cancel

****You still need to Checkin to your desired area the day of your Reservation. Failure to do so will result in the unused Reservation expiring at 1000 during fall hunting season and 0515 during spring gobbler season. During all hunting seasons, you can Checkin as early as 0400****